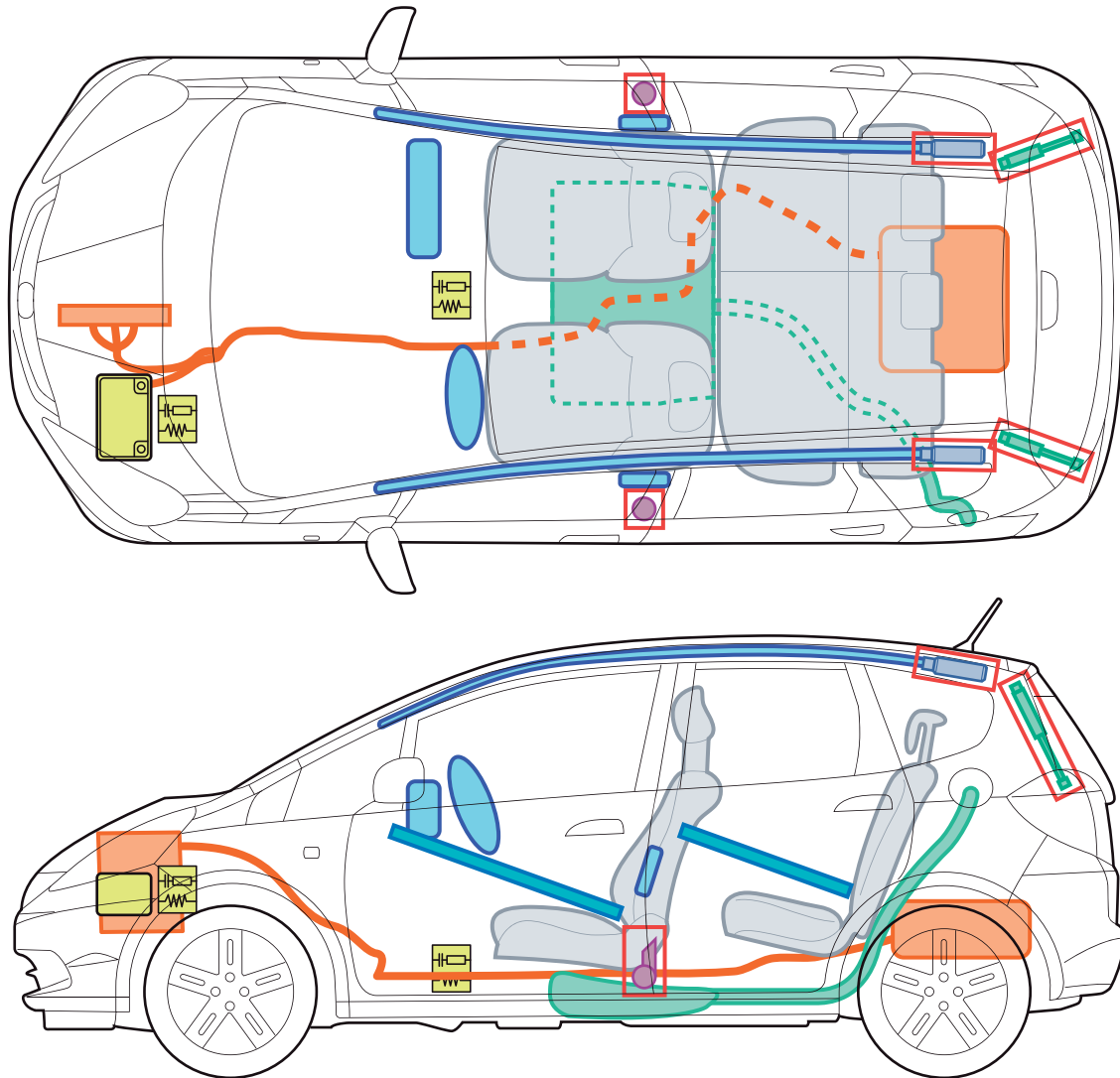











## JAZZ Hybrid (GP1, 5-Door, 2012-2015)



### Legende

	Airbag		Structural reinforcements		Control unit
	Gas-generator		Gas filled spring unit		12 Volt-Battery
	Seat belt tensioner		Fuel tank		High Voltage component



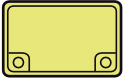
**Speciality:**  
High voltage 101 Volt! Don't touch high voltage components! Identification of Hybrid and details, see back side!


**Detection characteristics:**

- Hybrid logo on tailgate
- Logo „IMA“ in engine compartment
- Orange colored wires, or wire covers



The Hybrid badge appears on the right rear of the vehicle.

	<p><b>High Voltage shut down !</b></p> <ol style="list-style-type: none"> <li>1. Turn ignition "Off"</li> <li>2. Disconnect both terminals of 12v battery</li> </ol>
--	--

	<p>Electric shock! Unprotected contact with any charged high- voltage component can cause serious injuries or death!</p>
---	--

**High-voltage battery is under the luggage compartment floor cover**

Marking of the high-voltage battery:

 <span style="font-size: 24pt; font-weight: bold; color: white;">DANGER</span>		
		
<p><b>- Service must be performed by qualified personnel only -</b></p> <p><b>High Voltage inside/ acid Electrolyte :</b></p> <p><b>To avoid serious injuries (electric shock or burns) or death:</b></p> <ul style="list-style-type: none"> <li>•Never disassemble this battery unit or remove covers</li> <li>•Do not puncture or impact this unit</li> <li>•Avoid contact electrolyte with eyes, skin or clothes. In event of accident, flush with water and get medical help immediately</li> <li>•Keep out of the reach of children</li> <li>•No sparks or flame, do not incinerate</li> <li>•Do not flood with water</li> </ul>		
	<p><b>HV Battery Recycling Information:</b></p> <ul style="list-style-type: none"> <li>•Please transport this battery in accordance with all applicable laws..</li> <li>•Be sure to consult your BMW dealer or your national BMW distributor as mentioned in your Dealer Guide-Book for replacing and disposing of this battery.</li> </ul>	

Marking of the remaining high-voltage components:

