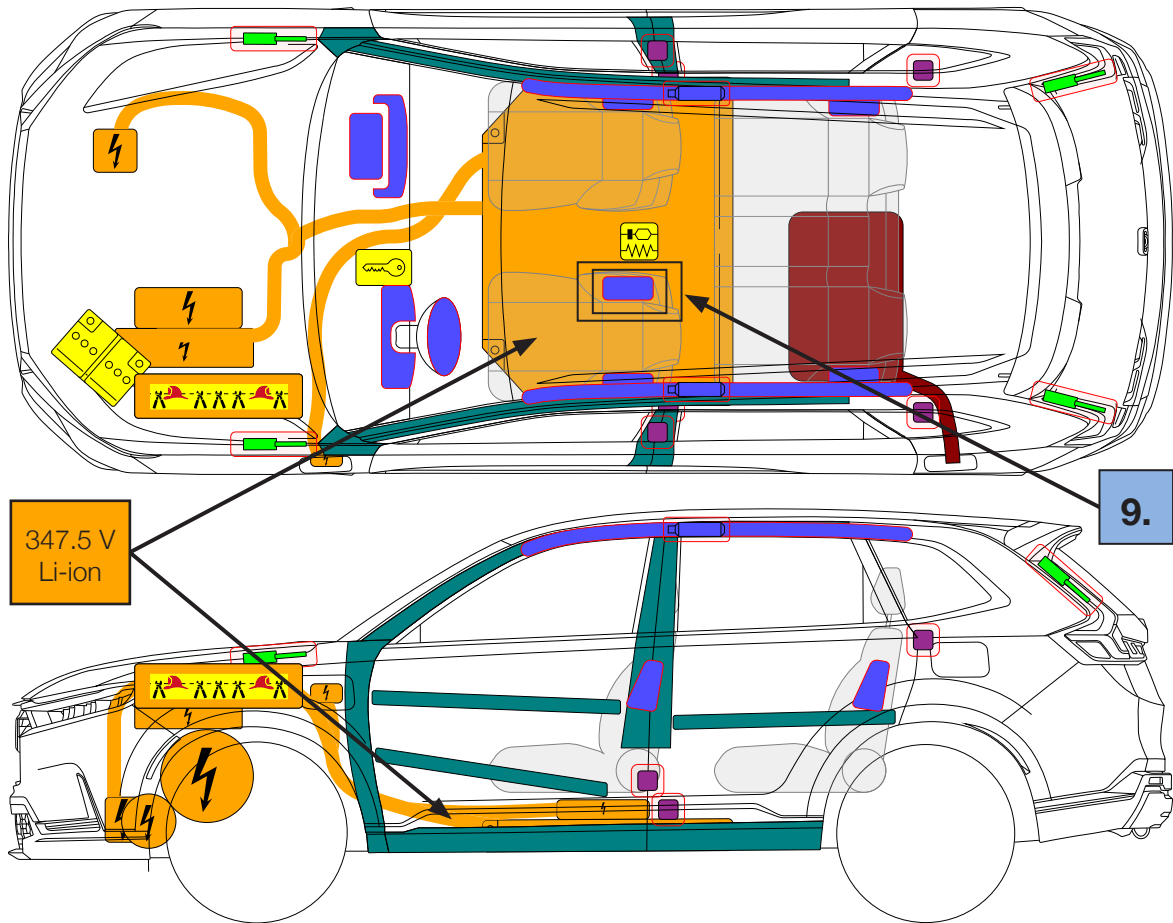




HONDA

Honda CR-V PHEV
5dr SUV
(2023 -)



	Airbag		Stored gas inflator		Seat belt pretensioner		Gas strut/preloaded spring		SRS controlunit
	Battery low voltage		Battery pack, high-voltage		High voltage power cable		High voltage component		Cable cut
	Fuel tank content gasoline/ethanol		High strength zone		Zone requiring special attention				

Honda CR-V PHEV Type: 5dr SUV (2023 -) – Additional Pages

1. Identification / recognition



LACK OF ENGINE NOISE DOES NOT MEAN VEHICLE IS OFF. SILENT MOVEMENT OR INSTANT RESTART CAPABILITY EXISTS UNTIL VEHICLE IS SHUT DOWN. WEAR APPROPRIATE PPE.

Model name

Type

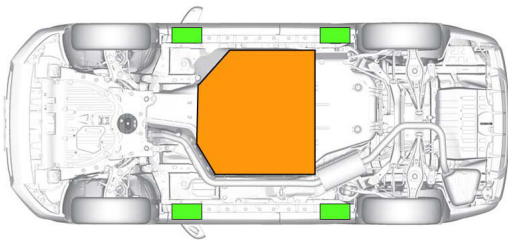
Charge port





2. Immobilization / stabilization / lifting

Immobilize vehicle:

1. Block wheels, apply brake and push the P (park) button to select the P (park) position
2. Set parking brake by pulling the parking brake switch (P)



Lifting points:

-  Appropriate lifting points
-  High voltage battery

3. Disable direct hazards / Safety regulations

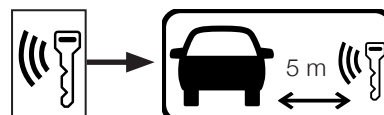


In case of a collision with seat belt pretensioner activation / airbag deployment, the high voltage system will be disabled automatically. The restraint systems are still active.

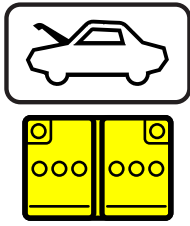
1. If the “Ready” indicator in the instrument cluster is illuminated press the Start/Stop button once. Then the high voltage system is disabled




Then, remove the electronic key and keep at least 5 m (16 ft.) away from the vehicle



2. Disconnect 12 Volt battery



3. Deactivation of high voltage system in engine compartment



Safety instructions:

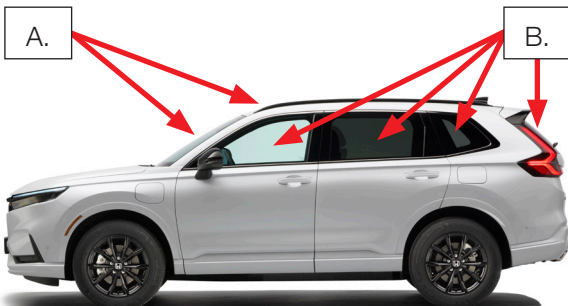
Never touch, cut, or open any orange high voltage power cable or high voltage component!

4. Access to the occupants

Seat adjustment










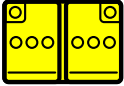










Steering column adjustment



Glass types

- A. Laminated glass
- B. Tempered glass

5. Stored energy / Liquids / Gases / Solids

	347.5 V	     
	12 V	 
	R-1234yf 525-575 g	   
	46.5 L	 



When conventional coolant leaks (check reservoir) from the high voltage (HV) battery cooling system, HV-battery can become unstable with risk of thermal runaway. An increasing HV-battery temperature might be an indicator of thermal runaway.



6. In case of fire



USE LARGE AMOUNTS OF PURE WATER



POTENTIAL RISK OF HV-BATTERY FIRE RE-IGNITION / DELAYED FIRE!



Responders should always protect themselves with Personal Protective Equipment (PPE), including a Self-Contained Breathing Apparatus (SCBA), and take appropriate measures to protect civilians downwind from the incident.

7. In case of submersion

- There is no increased risk of electric shock in water resulting from the high voltage system
- If possible, remove the vehicle from the water and continue with the deactivation procedure for this vehicle (see chapter 3)

8. Towing / transportation / storage

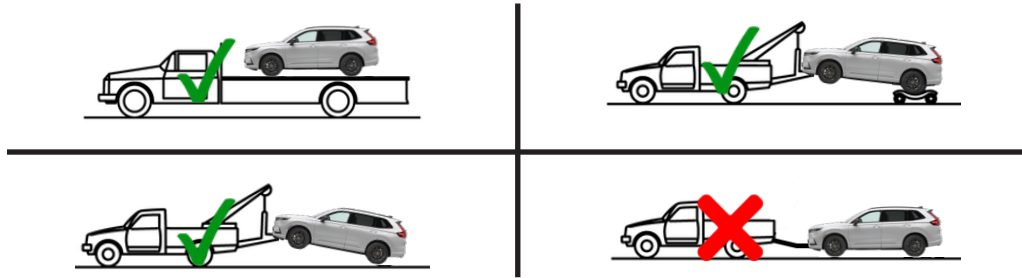
Location front hook



Location rear hook



Towing



STORE VEHICLE IN AN OPEN-AIR PARKING AT A SAFE DISTANCE \geq 5M FROM OTHER AROUND OBJECTS OR VEHICLES!

POTENTIAL RISK OF HV-BATTERY FIRE RE-IGNITION / DELAYED FIRE!



9. Important additional information

Centre airbag



10. Explanation of pictograms used

	Remove smart key		Hybrid Electric Vehicle on fuel of liquid group 2
	Warning high voltage		Flammable
	Caution		Hazardous to the human health
	Warning; low temperature		Acute toxicity
	Air-conditioning component		Explosive
	Use water to extinguish the fire		Corrosives
	Use thermal infrared camera		Bonnet